

WELCOME TO **MAKE BELIEFS COMIX**®

CREATE YOUR OWN COMIX STRIP - IT'S EASY AND FUN!

CREATED BY BILL ZIMMERMAN - ART BY TOM BLOOM - COMIC STRIPS BY YOU!

copyright © 2011



WRITE IN ENGLISH, SPANISH, FRENCH, GERMAN, ITALIAN, PORTUGUESE OR LATIN!

ENTER HERE!

iCOMIENCe AQUÍ!



Make Beliefs Comix

**for Reinforcing Concepts
and Knowledge
& Authentic or Summative
Assessments**

Make Beliefs Comix

- * **Homepage**

<http://www.makebeliefscomix.com/>

- * **Lesson plans**

<http://www.makebeliefscomix.com/How-to-Play/Lesson-Plans/>

What is Make Beliefs Comix?

- * Make Beliefs Comix is an online comic generator with:
 - * English and Spanish instructions
 - * English, Spanish, French, German, Portuguese, Italian, or Latin text

Make Beliefs Comix Features:

- * Sample lesson plans
- * Writing tools/prompts
- * Teacher resources
- * ***No registration/log-in required!***

More Features:

- * 2 to 4 cells for each strip



- * Talk and thought balloons



- * A variety of characters, backgrounds, and props



How to Share Comix?

- * Comix can be printed or emailed
- * Saving comix requires making a screenshot and pasting it into a file in programs like Word or Paint
- * The screenshot can be cropped later
- * PC version does require Adobe flash
- * iPad app available

Educational Uses


- * Providing differentiated instruction
- * Planning a project, revising, and reflecting on student's work
- * Engaging students' eye-hand coordination

More Educational Uses

- * Engaging spatial reasoning
- * Promoting visual and text literacy
- * Providing prompts for writing

Helpful Hint

- * Teachers should make their own example so they know what to expect from students.



Work Efficiently

- * Use scripts and storyboards:
 - * Avoid wasting time so students know what they need to do
 - * Storyboards can be a table with stick figures and dialogue
 - * Students might fiddle less in the app
 - * Students gain valuable planning skills

MBC Characters and Props


- * Most characters, props, and settings are contemporary
- * For historical events, comics might depict contemporary or symbolic characters discussing historical events

- * Students who don't mind contemporary characters can ignore this limitation and set their comix in any period



Helpful Hint

- * Show or list some of the different MBC characters and props during the scripting phase



- * Students will know what they have to work with

Reflective Writing

- * After designing the comix, students can write a reflective “How and Why I Did It” paper

Engage Metacognition

- * Students can self-evaluate
- * They can reflect on:
 - * what went well
 - * what went poorly
 - * what they would change, etc.

What Classes Can Use Make Beliefs Comix?

Any class where students:

- * Describe Explain Summarize Analyze
- * Compare / Contrast
- * Explain Cause / Effect
- * Classify / Categorize

Examples of Standards Comix Can Support

- * **Scientific Inquiry**

- * 6-1 The student will demonstrate an understanding of technological design and scientific inquiry, including the process skills, mathematical thinking, controlled investigative design and analysis, and problem solving.

Use Comix to:

- * Explain the inquiry process and steps
- * Define the terms

Example 2: Social Studies

- * **South Carolina: One of the United States**
- * Standard 8-1: The student will demonstrate an understanding of the settlement of South Carolina and the United States by Native Americans, Europeans, and Africans.

- * 8-1.2 Compare the motives, activities, and accomplishments of the exploration of South Carolina and North America by the Spanish, French, and English.

Use Comix To:

- * Illustrate the different settlers
- * Describe settlers'
 - * motives
 - * activities
 - * accomplishments

Possible Topics for Comix

- * Practice vocabulary
- * Practice conversation skills
- * Depict social skills

More

- * Foreign language practice
- * Creative writing
- * Journaling
- * Life skills

Still More!

- * Local/national news commentary
- * Public speaking
- * Conflict resolution

Not Done Yet!

- * Illustrate a book or play being read for class
- * Analyze literature:
 - * Characters
 - * Perspectives
 - * Other literary elements

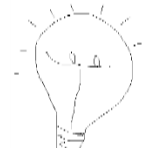
And Finally . . .

- * Summarize concepts/conclusions from:
 - * ELA (fiction and nonfiction)
 - * Social studies
 - * Science
 - * Math story problems
- * Describe how to set up or solve a problem for science or math

Sample Storyboard for Analysis of *Flowers for Algernon*

- * CCSS ELA grade 6 #2.
- * Determine a theme or central idea of a text and how it is conveyed through particular details.
- * Provide a summary of the text distinct from personal opinions or judgments.

Flowers for Algernon Storyboard



Flowers for Algernon is a novella about an intellectually disabled man named Charly. He has an operation to “cure” his disability, but it doesn’t last, and he goes back to his old condition.

The Literature, Arts, and Medicine Database article about FFA raises some interesting questions about themes relating to medical ethics, and made me think of additional questions.

LAMD asks, which medical problems or disabilities should be cured?

LAMD also asks, which “cures” are satisfactory?

Finally, we might ask our own questions, like, what should doctors know before trying new procedures on patients?

Sample Script for Analysis of *Flowers for Algernon*

Flowers for Algernon is a novella about an intellectually disabled man named Charly. He has an operation to “cure” his disability, but it doesn’t last, and he goes back to his old condition.



The Literature, Arts, and Medicine Database article about FFA raises some interesting questions about themes relating to medical ethics, and made me think of additional questions.



Which medical problems
or disabilities should be
cured?



Which “cures” are
satisfactory?



Finally, we might ask our own questions:

What should doctors know before trying new procedures on patients?




Important Tip for Saving Comix!!

- * Students on PCs need to open Word or Paint**
- * Go back to the completed comic**
- * Click “print screen”**
- * Paste screenshot into Word or Paint document to save and edit**
- * iPads also make screenshots**

Sample Characters, Props, and Scenes

* See my hand-out for more examples!





***Now go make your own comix!**